




# Club Health Assessment for District 31 L through December 2024

			Status	Membership							Reports					Finance		LCIF
Club Number	Club Name	Charter Date		Current Member Count	YTD Members Added	YTD Members Dropped	YTD Net Growth	YTD Net Growth%	Member Count 12 Months Ago	Avg. length of service for dropped members	Months Since Last MMR ***	Yrs. Since Last Officer Report	President Rotation	Vice President Reported ****	Months Since Last Activity Report ***	Account Balance	Donations for current Fiscal Year	
			Number of times on status quo within last two years	If below 15 members appears				If net loss is greater than 20% appears			If no report in 3 months appears in	When more than one year appears in	Number of repeat terms	Notes the officers that do not have an active	If no report at 12 months red			
Clubs more than two years old																		
11309	ANDREWS	09/13/1951	Active(1)	30	2	2	0	0.00%	28	3	1		5	N	M,VP,SC	10		
47410	ASHEVILLE GREATER	06/16/1987	Active	15	1	0	1	7.14%	13		4		8		M,VP,SC	24+		
11355	BALLS CREEK	12/14/1956	Active	10	0	0	0	0.00%	11		11		None		P,S,T,M,VP SC	N/A		
11314	BLACK MOUNTAIN	12/17/1935	Active	15	2	2	0	0.00%	15	5	0			N	P,M,SC	24+		
Exc Award (06/30/2017)																		
88381	BLACK MOUNTAIN MCCUNE	05/23/2005	Active	44	7	4	3	7.32%	38	3	0		3	N	P,M,VP,SC	15		
11315	BREVARD	09/15/1938	Active	15	0	0	0	0.00%	15		7		3	R	SC	6		
50447	BREVARD DAVIDSON RIVER	04/19/1990	Active	7	0	0	0	0.00%	8		9		4	R	M	24+		
11317	CANDLER	10/28/1946	Active	26	2	0	2	8.33%	22		4			R	T,VP,SC	N/R	90+ Days	
11318	CANTON	08/24/1938	Active	31	0	0	0	0.00%	33		7			R	M,SC	12		
Exc Award (06/30/2017)																		
11415	CHASE	03/22/1971	Active	8	0	0	0	0.00%	8		8	1	None		P,S,T,M,VP SC	24+		
11361	CLAREMONT	05/11/1949	Active	15	0	0	0	0.00%	17		3		2	N	VP,SC	1		
11321	CLAY COUNTY	05/10/1938	Active	6	0	1	-1	-14.29%	9	9	3		2		M,VP,SC	17		
11322	CLYDE	04/20/1949	Active	5	0	0	0	0.00%	7		6		2		VP,SC	12		
11362	CONOVER	08/10/1938	Active	5	0	0	0	0.00%	5		18	1	None		P,S,T,M,VP SC	24+		
11412	EAST GASTONIA	04/12/1957	Active	7	0	0	0	0.00%	7		18	1	None		P,S,T,M,VP SC	24+		
117191	EDNEYVILLE COMMUNITY	06/18/2012	Active(1)	4	0	4	-4	-50.00%	8	6	0		2	R	M,SC	24+		
11325	ERWIN DISTRICT	03/17/1956	Active	35	2	0	2	6.06%	33		1		3	R	P,SC	6		
11326	ETOWAH	01/20/1954	Active	24	3	1	2	9.09%	22	2	1			N		2	\$50.00	
Exc Award (06/30/2023, 06/30/2024)																		
11330	FRANKLIN	06/23/1939	Active	24	2	0	2	9.09%	21		1			R	SC	3		
11416	Gastonia	02/14/1923	Active	7	0	0	0	0.00%	7		9		9	R		13		
11365	GRANITE FALLS	08/23/1937	Active	12	0	0	0	0.00%	12		9		12	R	M	13		
11333	HENDERSONVILLE	12/22/1938	Active	38	0	1	-1	-2.56%	41	21	3		2	R		1		



# Club Health Assessment for District 31 L through December 2024

			Status	Membership							Reports					Finance		LCIF
Club Number	Club Name	Charter Date		Current Member Count	YTD Members Added	YTD Members Dropped	YTD Net Growth	YTD Net Growth%	Member Count 12 Months Ago	Avg. length of service for dropped members	Months Since Last MMR ***	Yrs. Since Last Officer Report	President Rotation	Vice President Reported ****	Months Since Last Activity Report ***	Account Balance	Donations for current Fiscal Year	
			Number of times on status quo within last two years	If below 15 members appears				If net loss is greater than 20% appears			If no report in 3 months appears in	When more than one year appears in	Number of repeat terms		Notes the officers that do not have an active	If no report at 12 months appears in red		
11335	HOT SPRINGS	03/19/1957	Active	22	0	0	0	0.00%	22		11		None		P,S,T,M,VP SC	14		
11369	HUDSON	06/24/1949	Active	14	0	0	0	0.00%	16		8		4	R	M,VP,SC	24+		
36704	LAKE LURE	03/26/1979	Active	24	3	4	-1	-4.00%	24	10	1		4		M,VP	1		\$1,000.00
11424	LINCOLNTON	12/14/1950	Active	12	2	3	-1	-7.69%	14	9	0		2	R	SC	1		
11371	LONG VIEW	05/09/1950	Active	17	1	0	1	6.25%	16		2			N		0		\$100.00
Exc Award (06/30/2023)																		
11374	MARION	11/19/1953	Active	13	0	0	0	0.00%	13		8		8	N	P,M,SC	24+		
11337	MARS HILL	12/16/1968	Active	6	0	0	0	0.00%	6		14	1	None		P,S,T,M,VP SC	N/R		
110774	MILLS RIVER	04/19/2011	Active	10	0	0	0	0.00%	13		6		3	R	M,SC	8		
11427	MOUNT HOLLY	06/04/1935	Active	3	0	0	0	0.00%	3		3		12		M,VP,SC	21		
11378	NEWTON	09/25/1944	Active	7	0	0	0	0.00%	7		15	1	None		P,S,T,M,VP SC	24+		
11342	PISGAH FOREST	11/07/1968	Active	11	0	0	0	0.00%	14		6		5	R		4		
11380	RUTHERFORD COLLEGE	03/14/1955	Active	21	4	1	3	16.67%	18	26	0		2		P,M,VP,SC	0		\$10.00
11432	RUTHERFORDTON	10/11/1954	Active	14	0	1	-1	-6.67%	12	18	4			N		10		
11381	SAINT STEPHENS	04/26/1951	Active	14	5	2	3	27.27%	13	16	1		3	R		14		
62795	SAND HILL	02/17/2000	Active	6	0	0	0	0.00%	7		7		3	N	SC	13		
Exc Award (06/30/2017)																		
11433	SHELBY	08/28/1929	Active	13	0	0	0	0.00%	14		8		8	R	M,VP,SC	24+		
11383	SHERRILLS FORD	09/03/1957	Active	15	3	7	-4	-21.05%	16	3	0			IP	M	0		\$1,040.00
Exc Award (06/30/2023, 06/30/2024)																		
11386	SPRUCE PINE	11/29/1950	Active	16	0	0	0	0.00%	17		9			R	M,VP,SC	6		
11345	SWANNANOVA VALLEY L C	03/24/1970	Active	4	0	0	0	0.00%	4		4		6		M,VP,SC	24+		
11391	VALDESE	11/09/1936	Active	9	0	2	-2	-18.18%	11	25	5				VP,SC	6	90+ Days	
11348	VALLEY SPRINGS	10/18/1954	Active	2	0	1	-1	-33.33%	4	53	4		5	N	S	24+		
11350	WAYNESVILLE	09/06/1938	Active	9	0	0	0	0.00%	9		7	1	None		P,S,T,M,VP SC	13		
11351	WEAVERVILLE	03/25/1949	Active	21	2	4	-2	-8.70%	22	9	3			N	M,SC	14		



Club Health Assessment for District 31 L through December 2024

Club Number	Club Name	Charter Date	Status	Membership							Reports					Finance	LCIF
				Current Member Count	YTD Members Added	YTD Members Dropped	YTD Net Growth	YTD Net Growth%	Member Count 12 Months Ago	Avg. length of service for dropped members	Months Since Last MMR ***	Yrs. Since Last Officer Report	President Rotation	Vice President Reported ****	Months Since Last Activity Report ***	Account Balance	Donations for current Fiscal Year
			Number of times on status quo within last two years	If below 15 members appears				If net loss is greater than 20% appears			If no report in 3 months appears	When more than one year appears in	Number of repeat terms	Notes the officers that do not have an active	If no report at 12 months appears in red		
82296	WEST HICKORY VIP	05/12/2004	Active	22	0	1	-1	-4.35%	24	17	4			N	P,T,M,VP,SC	14	

Clubs Cancelled Previous Fiscal Year – Clubs Cancelled within last 12 months may be reinstated


Club Number	Club Name	Charter Date	Current Status*	Cancellation Date
11359	BURNSVILLE	04/05/1949	Cancelled(6*)	07/29/2023
36447	MOUNTAIN HOME	01/08/1979	Cancelled(8*)	10/29/2023
11346	SYLVA CULLOWHEE	11/30/1936	Cancelled(6*)	07/29/2023

Current Total Clubs Count	YTD New Clubs Count	YTD Cancelled Clubs Count	YTD Net Club Gain	Current Total Members Count	YTD Add	YTD Drop	YTD Net Growth	YTD Net Growth %	Member Count 12 Months Ago	Average Member Count Per Club	% of Clubs with less than 20 members	% No MMR in 3 Months	% No Officer Report in 12 Months	% of Clubs with balance 90+ days	Number of Clubs in Status Quo	% Status Quo Clubs in Financial Suspension	Number of Cancelled Clubs	Average Cancelled Club Age	Members Lost Due to Cancellation	% of Clubs Cancelled for Non-Financial Reasons
46	0	0	0	688	41	41	0	0.00%	699	15	72%	72%	13%	4%	0	0%	0	0	0	0%

\* - P - Priority Club. Cancellation Reasons: 1-Objectives/conduct, 2-Non-active club, 5-Non-existing club, 6-Disbanding, 7-Merger, 8-Financial Suspension, 9-District/Multiple District Dues.  
\*\* - Abbreviation: P-President, S-Secretary, T-Treasurer, M-Member Chairperson, VP-First Vice President, MC-Communications Chairperson, SC-Service Chairperson  
\*\*\* - Abbreviation: N/R - Never reported using the Lions Clubs website, N/A - Not applicable, No password registered for the Lions Clubs website.  
\*\*\*\* - Abbreviation: N - New, IP - Immediate Past, R - Repeat.



# Club Health Assessment for District 31 I through December 2024

			Status	Membership							Reports					Finance		LCIF
Club Number	Club Name	Charter Date		Current Member Count	YTD Members Added	YTD Members Dropped	YTD Net Growth	YTD Net Growth%	Member Count 12 Months Ago	Avg. length of service for dropped members	Months Since Last MMR ***	Yrs. Since Last Officer Report	President Rotation	Vice President Reported ****	Months Since Last Activity Report ***	Account Balance	Donations for current Fiscal Year	
			Number of times on status quo within last two years	If below 15 members appears				If net loss is greater than 20% appears			If no report in 3 months appears in	When more than one year appears in	Number of repeat terms	Notes the officers that do not have an active	If no report at 12 months appears in red			
Clubs more than two years old																		
11357	BETHLEHEM	12/10/1964	Active	44	2	1	1	2.33%	38	10	1		2	R	0			
Exc Award (06/30/2018, 06/30/2022, 06/30/20																		
11358	BOONE	11/20/1936	Active	18	0	0	0	0.00%	17		2			IP	6		\$450.00	
11399	CHARLOTTE CENTRAL	10/20/1922	Active	6	0	0	0	0.00%	6		29		5		P,T,M,VP,SC	N/R		
11403	CHARLOTTE SOUTHERN	03/22/1957	Active	15	0	0	0	0.00%	14		8		2		VP,SC	24+		
11501	CLEVELAND	06/02/1949	Active	24	0	1	-1	-4.00%	28	1	1			N	1		\$100.00	
Exc Award (06/30/2016, 06/30/2017, 06/30/20																		
11502	CONCORD	05/19/1932	Active	26	3	4	-1	-3.70%	29	5	2		2	R	2	SC	\$70.00	
Exc Award (06/30/2022)																		
61396	CRESTON RIVERVIEW	01/11/1999	Active	11	3	1	2	22.22%	8	15	2		6	R	S,T,M,VP,SC	N/R		
11410	DAVIDSON	06/29/1945	Active	21	0	0	0	0.00%	22		6		4		VP,SC	24+		
11504	DAVIS TOWNSEND	04/06/1951	Active	16	2	0	2	14.29%	14		5		4	R	M,VP,SC	6	\$300.00	
11505	DENTON	03/20/1944	Active	32	0	1	-1	-3.03%	34	2	4		2	N	M,SC	6		
Exc Award (06/30/2017, 06/30/2023)																		
11411	DERITA	02/28/1957	Active	11	0	0	0	0.00%	11		11				VP,SC	24+		
11445	DOBSON	03/05/1946	Active	21	1	1	0	0.00%	18	63	2		6	R	M,SC	24+		
11447	ELKIN	10/31/1944	Active	6	0	0	0	0.00%	6		8		11	R	SC	24+		
11507	FAIR GROVE	12/07/1949	Active	15	0	0	0	0.00%	12		6			N	M,VP,SC	0		
Exc Award (06/30/2024)																		
11509	HARRISBURG	04/23/1964	Active	23	3	0	3	15.00%	11		1		2		VP,SC	8		
11510	HASTY	05/20/1952	Active(1)	1	0	0	0	0.00%	1		7		4		S,M,VP,SC	24+		
11419	HICKORY GROVE	04/01/1958	Active	6	0	1	-1	-14.29%	7	2	2		2		M,VP,SC	24+		
11463	KERNERSVILLE	09/22/1938	Active	42	0	4	-4	-8.70%	46	7	3				VP,SC	13		
11464	KING	06/15/1949	Active	14	0	0	0	0.00%	10		8				VP,SC	8		
39145	LAKE NORMAN L C	12/08/1980	Active	20	0	0	0	0.00%	21		8			N	SC	3		



# Club Health Assessment for District 31 I through December 2024

Club Number	Club Name	Charter Date	Status	Membership							Reports					Finance	LCIF
				Current Member Count	YTD Members Added	YTD Members Dropped	YTD Net Growth	YTD Net Growth%	Member Count 12 Months Ago	Avg. length of service for dropped members	Months Since Last MMR ***	Yrs. Since Last Officer Report	President Rotation	Vice President Reported ****	Months Since Last Activity Report ***	Account Balance	Donations for current Fiscal Year
			Number of times on status quo within last two years	If below 15 members appears				If net loss is greater than 20% appears			If no report in 3 months appears	When more than one year appears in	Number of repeat terms	Notes the officers that do not have an active	If no report at 12 months appears in red		
11517	LEXINGTON DOWNTOWN	01/31/1972	Active	22	0	2	-2	-8.33%	24	35	3			N	M,SC	2	
11518	LINWOOD	03/14/1951	Active	12	0	1	-1	-7.69%	11	8	5		4	R	M,VP	8	
	Exc Award (06/30/2016, 06/30/2024)																
33316	MINT HILL	02/07/1977	Active	25	2	3	-1	-3.85%	26	6	3		5	N	M,SC	9	90+ Days
11470	MOCKSVILLE	10/22/1954	Active	18	0	2	-2	-10.00%	23	1	5				VP,SC	0	
11376	MOORESVILLE	07/11/1939	Active	17	0	0	0	0.00%	19		6		3	R	M,SC	7	\$500.00
11471	MOUNT AIRY	06/07/1938	Active	12	0	0	0	0.00%	12		11		9		T,M,VP,SC	24+	
11528	MT PLEASANT	09/05/1944	Active	49	0	0	0	0.00%	51		4			N		8	
	Exc Award (06/30/2023, 06/30/2024)																
78750	NORTH CHARLOTTE	04/09/2004	Active	14	0	0	0	0.00%	15		4		15		T,M,VP,SC	9	
11496	NORTH DAVIDSON	03/15/1962	Active	15	0	2	-2	-11.76%	19	1	1			R		6	
	Exc Award (06/30/2023)																
11379	NORTH WILKESBORO	04/05/1938	Active	27	0	4	-4	-12.90%	31	20	0			N	SC	23	
	Exc Award (06/30/2016, 06/30/2018, 06/30/2020)																
11536	ODELL	01/09/1957	Active	10	0	0	0	0.00%	11		8		5		P,M,VP,SC	24+	
11537	PILOT	11/06/1951	Active	26	1	2	-1	-3.70%	27	6	0				T,M,VP,SC	15	
11475	PINNACLE	06/22/1971	Active	11	0	1	-1	-8.33%	14	53	5				P,VP,SC	24+	
11540	ROCKWELL	09/20/1954	Active	18	1	5	-4	-18.18%	19	4	0			N	M,VP,SC	1	
	Exc Award (06/30/2024)																
11541	SALISBURY	09/11/1932	Active	33	0	4	-4	-10.81%	38	16	0			N	M	0	\$1,200.00
11384	SOUTH IREDELL	11/07/1960	Active	7	0	0	0	0.00%	8		8				P,VP,SC	9	
11385	SPARTA	10/17/1944	Active	20	0	2	-2	-9.09%	22	23	3				T,VP,SC	24+	\$1,000.00
	Exc Award (06/30/2016)																
11389	TAYLORSVILLE	10/10/1944	Active	8	0	0	0	0.00%	9		8		7	R	M,SC	0	
	Exc Award (06/30/2018)																
11544	THOMASVILLE	10/03/1938	Active	57	2	5	-3	-5.00%	53	14	1			N		0	\$50.00
	Exc Award (06/30/2023, 06/30/2024)																



## Club Health Assessment for District 31 I through December 2024

					Membership										Reports				Finance		LCIF
Club Number	Club Name	Charter Date		Current Member Count	YTD Members Added	YTD Members Dropped	YTD Net Growth	YTD Net Growth%	Member Count 12 Months Ago	Avg. length of service for dropped members	Months Since Last MMR ***	Yrs. Since Last Officer Report	President Rotation	Vice President Reported ****	Months Since Last Activity Report ***	Account Balance	Donations for current Fiscal Year				
			Number of times on status quo within last two years	If below 15 members appears				If net loss is greater than 20% appears			If no report in 3 months appears in	When more than one year appears in	Number of repeat terms		Notes the officers that do not have an active	If no report at 12 months appears in red					
11487	WALNUT COVE	10/15/1956	Active	15	7	0	7	87.50%	10		0		3		VP,SC	17					
11392	WEST IREDELL	04/02/1957	Active	5	0	1	-1	-16.67%	9	63	5		2		M,VP,SC	0					
	Exc Award (06/30/2018)																				
11393	WEST JEFFERSON	07/12/1949	Active	15	0	0	0	0.00%	19		7				M,VP,SC	9					
11550	WEST LEXINGTON	02/01/1960	Active	6	0	0	0	0.00%	9		3		2		VP,SC	24+					
11489	WINSTON SALEM KONNOAK HILLS	03/23/1964	Active	20	0	0	0	0.00%	18		6			N	T,SC	0					
	Exc Award (06/30/2024)																				
11488	WINSTON SALEM TWIN CITY HOST	03/13/1922	Active	26	0	3	-3	-10.34%	29	5	0		3	N	SC	0					
Current Total Clubs Count	YTD New Clubs Count	YTD Cancelled Clubs Count	YTD Net Club Gain	Current Total Members Count	YTD Add	YTD Drop	YTD Net Growth	YTD Net Growth %	Member Count 12 Months Ago	Average Member Count Per Club	% of Clubs with less than 20 members	% No MMR in 3 Months	% No Officer Report in 12 Months	% of Clubs with balance 90+ days	Number of Clubs in Status Quo	% Status Quo Clubs in Financial Suspension	Number of Cancelled Clubs	Average Cancelled Club Age	Members Lost Due to Cancellation	% of Clubs Cancelled for Non-Financial Reasons	
45	0	0	0	860	27	51	-24	-2.71%	879	19	58%	64%	0%	2%	0	0%	0	0	0	0%	

\* - P - Priority Club. Cancellation Reasons: 1-Objectives/conduct, 2-Non-active club, 5-Non-existing club, 6-Disbanding, 7-Merger, 8-Financial Suspension, 9-District/Multiple District Dues.

\*\* - Abbreviation: P-President, S-Secretary, T-Treasurer, M-Member Chairperson, VP-First Vice President, MC-Communications Chairperson, SC-Service Chairperson

\*\*\* - Abbreviation: N/R - Never reported using the Lions Clubs website, N/A - Not applicable, No password registered for the Lions Clubs website.

\*\*\*\* - Abbreviation: N - New, IP - Immediate Past, R - Repeat.



# Club Health Assessment for District 31 O through December 2024

			Status	Membership							Reports					Finance		LCIF
Club Number	Club Name	Charter Date		Current Member Count	YTD Members Added	YTD Members Dropped	YTD Net Growth	YTD Net Growth%	Member Count 12 Months Ago	Avg. length of service for dropped members	Months Since Last MMR ***	Yrs. Since Last Officer Report	President Rotation	Vice President Reported ****	Months Since Last Activity Report ***	Account Balance	Donations for current Fiscal Year	
			Number of times on status quo within last two years	If below 15 members appears			If net loss is greater than 20% appears				If no report in 3 months appears in	When more than one year appears in	Number of repeat terms	Notes the officers that do not have an active	If no report at 12 months appears in red			
Clubs less than two years old																		
171743	Scotland County	05/20/2024	Active	18	1	3	-2	-10.00%	0	1	0		2	R	0			
Clubs more than two years old																		
11553	ABERDEEN	06/28/1938	Active	25	0	0	0	0.00%	37		1		2	R	0			
Exc Award (06/30/2017, 06/30/2018, 06/30/20																		
11437	ALAMANCE COMMUNITY	04/09/1957	Active	16	0	0	0	0.00%	17		10			T,M,VP,SC	2			
11493	ALBEMARLE	04/21/1922	Active	8	0	0	0	0.00%	8		9		3	P,M,VP,SC	2			
11438	ARCHDALE TRINITY	02/08/1950	Active	5	0	0	0	0.00%	8		8			M,VP,SC	9			
Exc Award (06/30/2023)																		
11439	ASHEBORO	03/16/1944	Active	14	0	1	-1	-6.67%	15	13	5		4	M,VP,SC	13			
11554	BISCOE	06/17/1938	Active	14	0	0	0	0.00%	14		18	1	None	P,S,T,M,VP SC	12			
109396	BROADWAY	09/29/2010	Active	24	0	6	-6	-20.00%	29	3	4			N	4			
Exc Award (06/30/2023)																		
11558	CANDOR	01/12/1944	Active	14	0	0	0	0.00%	14		8		None	N	P,SC	8		
11613	CARRBORO	02/22/1945	Active	2	0	1	-1	-33.33%	3	44	0		5	T,M,VP,SC	12			
11442	COLERIDGE	05/22/1950	Active	30	6	0	6	25.00%	22		2			N	M,SC	0		
Exc Award (06/30/2023)																		
11619	CREEDMOOR	02/28/1945	Active	5	0	0	0	0.00%	5		10		5	R	M,SC	13		
11620	DURHAM	07/26/1922	Active	53	1	3	-2	-3.64%	56	27	2			N	1		\$2,000.00	
Exc Award (06/30/2018, 06/30/2024)																		
11465	EDEN	04/12/1938	Active	27	0	0	0	0.00%	27		14		None	P,S,T,M,VP	13			
11567	ELLERBE	12/07/1945	Active	12	0	0	0	0.00%	13		11	1	None	P,S,T,M,VP SC	12			
11448	FARMER	01/27/1969	Active	20	0	0	0	0.00%	20		13			N	P,T,M,VP,SC	13		
11451	GIBSONVILLE	11/28/1956	P- Active	0	0	9	-9	-100.00%	13	22	0		None	P,S,T,M,VP SC	8			
11627	GOLDSTON	01/24/1947	Active	19	0	1	-1	-5.00%	22	28	2		7	R	M,SC	1		
Exc Award (06/30/2018, 06/30/2021)																		
11452	GRAYS CHAPEL	04/20/1957	Active	22	0	0	0	0.00%	22		8		6	R	M,SC	11		



# Club Health Assessment for District 31 O through December 2024

			Status	Membership							Reports					Finance		LCIF
Club Number	Club Name	Charter Date		Current Member Count	YTD Members Added	YTD Members Dropped	YTD Net Growth	YTD Net Growth%	Member Count 12 Months Ago	Avg. length of service for dropped members	Months Since Last MMR ***	Yrs. Since Last Officer Report	President Rotation	Vice President Reported ****	Months Since Last Activity Report ***	Account Balance	Donations for current Fiscal Year	
			Number of times on status quo within last two years	If below 15 members appears						If net loss is greater than 20% appears	If no report in 3 months appears in		When more than one year appears in	Number of repeat terms	Notes the officers that do not have an active	If no report at 12 months appears in red		
11526	GREATER MONROE	05/06/1955	Active	4	0	2	-2	-33.33%	8	2	0			IP	M,VP,SC	0		\$120.00
Exc Award (06/30/2023)																		
11453	GREENSBORO	09/11/1922	Active	28	1	4	-3	-9.68%	30	14	1			N		3		\$3,000.00
Exc Award (06/30/2017, 06/30/2018, 06/30/20																		
11458	GREENSBORO HAMILTON LAKES	10/30/1956	Active	30	3	5	-2	-6.25%	29	2	0			N	M,SC	0		\$2,000.00
Exc Award (06/30/2022, 06/30/2023, 06/30/20																		
137688	GUILFORD COUNTY WIDE CYBER	04/09/2019	Active	42	2	9	-7	-14.29%	45	3	0			N		3		\$100.00
Exc Award (06/30/2021, 06/30/2022, 06/30/20																		
11575	HAMLET	12/19/1944	Active	18	0	2	-2	-10.00%	23	23	0		None	N	P,SC	5		
Exc Award (06/30/2018)																		
11459	HIGH POINT	11/05/1929	Active	20	1	0	1	5.26%	20		2			R	VP,SC	6		
11511	INDIAN TRAIL	05/14/1969	Active	9	1	4	-3	-25.00%	13	13	3				VP,SC	10		
Exc Award (06/30/2022)																		
11485	JAMESTOWN	03/07/1957	Active	7	1	0	1	16.67%	8		0		None		P,T,M,VP,SC	0		
Exc Award (06/30/2023)																		
11462	JULIAN	02/09/1951	Active	23	0	0	0	0.00%	15		5		3		T,M,VP,SC	6		\$20.00
Exc Award (06/30/2023, 06/30/2024)																		
11466	LIBERTY	02/04/1947	Active	12	0	3	-3	-20.00%	15	3	2			N	M,SC	0		
11467	MADISON	03/24/1938	Active	9	1	0	1	12.50%	8		1		None	N	P,M,VP,SC	15		
11468	MAYODAN	03/04/1948	Active	24	5	2	3	14.29%	6	0	2		22	R	M,SC	1		
Exc Award (06/30/2024)																		
11469	MC LEANSVILLE	07/29/1960	Active	29	6	3	3	11.54%	25	21	0		2	R	M,SC	0		\$2,100.00
Exc Award (06/30/2017, 06/30/2019, 06/30/20																		
11636	MONCURE	03/15/1950	Active	12	0	0	0	0.00%	13		5		3		M,VP,SC	1		\$34.56
143319	North Moore	11/02/2020	Active	23	0	1	-1	-4.17%	22	4	2		2	R	SC	14		
Exc Award (06/30/2023, 06/30/2024)																		
11534	NORWOOD	06/08/1945	Active	16	1	0	1	6.67%	13		2			N	M,SC	2		
53290	OAK RIDGE	06/19/1992	Active	28	2	0	2	7.69%	23		3		3		M,VP,SC	10		\$1,000.00






# Club Health Assessment for District 31 O through December 2024

			Status	Membership							Reports					Finance		LCIF
Club Number	Club Name	Charter Date		Current Member Count	YTD Members Added	YTD Members Dropped	YTD Net Growth	YTD Net Growth%	Member Count 12 Months Ago	Avg. length of service for dropped members	Months Since Last MMR ***	Yrs. Since Last Officer Report	President Rotation	Vice President Reported ****	Months Since Last Activity Report ***	Account Balance	Donations for current Fiscal Year	
			Number of times on status quo within last two years	If below 15 members appears					If net loss is greater than 20% appears			If no report in 3 months appears in	When more than one year appears in	Number of repeat terms	Notes the officers that do not have an active	If no report at 12 months appears in red		
Exc Award (06/30/2023)																		
11535	OAKBORO	02/25/1947	Active	13	0	0	0	0.00%	13		12		23	M,VP,SC	13			
11638	OXFORD	04/23/1941	Active	20	1	0	1	5.26%	20		1		2	M,VP,SC	9			
49293	PLEASANT GARDEN	03/13/1989	Active	17	0	1	-1	-5.56%	16	36	0			N	SC	0	\$510.00	
Exc Award (06/30/2017, 06/30/2024)																		
11479	REIDSVILLE	02/02/1945	Active	33	0	0	0	0.00%	29		2			N	M,SC	2	\$20.00	
Exc Award (06/30/2024)																		
11592	ROCKINGHAM	02/14/1949	Active	12	0	0	0	0.00%	16		8		3	M,VP,SC	10			
11597	SANFORD	06/12/1935	Active	90	8	2	6	7.14%	83	42	1			N	SC	3		
Exc Award (06/30/2023, 06/30/2024)																		
11648	SILER CITY	04/06/1938	Active	32	7	8	-1	-3.03%	26	15	0		2	S,M,VP,SC	3		\$100.00	
Exc Award (06/30/2016, 06/30/2020, 06/30/2024)																		
11649	SOUTH CHATHAM L C	12/10/1973	Active	8	0	0	0	0.00%	9		9	1	None	P,S,T,M,VP SC	21			
11602	TROY	03/04/1947	Active	18	0	3	-3	-14.29%	21	2	3		None	R P,SC	14			
Exc Award (06/30/2023)																		
11527	UNIONVILLE	12/11/1970	Active	15	0	3	-3	-16.67%	19	13	2		2	N	SC	7	\$2.50	
11603	VASS	02/16/1943	Active	38	1	7	-6	-13.64%	51	7	0				VP,SC	0	\$10.00	
Exc Award (06/30/2021, 06/30/2022, 06/30/2024)																		
11547	WADESBORO	06/08/1949	Active	7	0	0	0	0.00%	7		7		6	N	T,SC	15		
Exc Award (06/30/2018)																		
45091	WAXHAW	06/27/1985	Active	25	1	12	-11	-30.56%	31	8	0				VP	0	\$100.00	
Exc Award (06/30/2018, 06/30/2022, 06/30/2024)																		
11606	WEST MONTGOMERY L C	02/22/1971	P- Active	0	0	0	0	0.00%	8		7		None	P,S,T,M,VP SC	11			
11519	WEST STANLY	03/18/1952	Active	16	0	0	0	0.00%	15		8				M,VP,SC	3		
11552	WINGATE	01/30/1947	Active	14	0	0	0	0.00%	16		4		2	N	M,SC	5		
Exc Award (06/30/2017, 06/30/2018)																		



Club Health Assessment for District 31 O through December 2024

			Status	Membership							Reports					Finance	LCIF
Club Number	Club Name	Charter Date		Current Member Count	YTD Members Added	YTD Members Dropped	YTD Net Growth	YTD Net Growth%	Member Count 12 Months Ago	Avg. length of service for dropped members	Months Since Last MMR ***	Yrs. Since Last Officer Report	President Rotation	Vice President Reported ****	Months Since Last Activity Report ***	Account Balance	Donations for current Fiscal Year
			Number of times on status quo within last two years	If below 15 members appears				If net loss is greater than 20% appears			If no report in 3 months appears in	When more than one year appears in	Number of repeat terms	Notes the officers that do not have an active	If no report at 12 months appears in red		

Clubs Cancelled Previous Fiscal Year – Clubs Cancelled within last 12 months may be reinstated

Club Number	Club Name	Charter Date	Current Status*	Cancellation Date
11454	GREENSBORO GATE CITY	03/10/1953	Cancelled(6*)	06/29/2024

Current Total Clubs Count	YTD New Clubs Count	YTD Cancelled Clubs Count	YTD Net Club Gain	Current Total Members Count	YTD Add	YTD Drop	YTD Net Growth	YTD Net Growth %	Member Count 12 Months Ago	Average Member Count Per Club	% of Clubs with less than 20 members	% No MMR in 3 Months	% No Officer Report in 12 Months	% of Clubs with balance 90+ days	Number of Clubs in Status Quo	% Status Quo Clubs in Financial Suspension	Number of Cancelled Clubs	Average Cancelled Club Age	Members Lost Due to Cancellation	% of Clubs Cancelled for Non-Financial Reasons
52	0	0	0	1,020	50	95	-45	-4.23%	1,041	20	58%	46%	6%	0%	0	0%	0	0	0	0%

\* - P - Priority Club. Cancellation Reasons: 1-Objectives/conduct, 2-Non-active club, 5-Non-existing club, 6-Disbanding, 7-Merger, 8-Financial Suspension, 9-District/Multiple District Dues.  
\*\* - Abbreviation: P-President, S-Secretary, T-Treasurer, M-Member Chairperson, VP-First Vice President, MC-Communications Chairperson, SC-Service Chairperson  
\*\*\* - Abbreviation: N/R - Never reported using the Lions Clubs website, N/A - Not applicable, No password registered for the Lions Clubs website.  
\*\*\*\* - Abbreviation: N - New, IP - Immediate Past, R - Repeat.




# Club Health Assessment for District 31 N through December 2024

			Status	Membership							Reports					Finance		LCIF
Club Number	Club Name	Charter Date		Current Member Count	YTD Members Added	YTD Members Dropped	YTD Net Growth	YTD Net Growth%	Member Count 12 Months Ago	Avg. length of service for dropped members	Months Since Last MMR ***	Yrs. Since Last Officer Report	President Rotation	Vice President Reported ****	Months Since Last Activity Report ***	Account Balance	Donations for current Fiscal Year	
			Number of times on status quo within last two years	If below 15 members appears				If net loss is greater than 20% appears			If no report in 3 months appears in	When more than one year appears in	Number of repeat terms		Notes the officers that do not have an active	If no report at 12 months appears in red		
Clubs less than two years old																		
157666	Liberty	05/23/2024	Active	25	2	1	1	4.17%	0	0	1		2	N	M,SC	N/R		
Clubs more than two years old																		
120887	Anderson Creek	12/06/2013	Active	40	7	1	6	17.65%	27	2	0			N	M,SC	0		
107251	ANGIER	01/12/2010	Active(1)	13	0	0	0	0.00%	14		6		3	N	M,VP,SC	1		
11711	AURORA	09/08/1969	Active	11	1	0	1	10.00%	12		1		14		P,M,VP,SC	2		
11713	BATH	04/24/1950	Active	11	0	0	0	0.00%	13		5		6	R	M,SC	10		
118956	BEAUFORT	03/18/2013	Active	59	9	5	4	7.27%	53	2	1			N		0		
Exc Award (06/30/2017, 06/30/2023, 06/30/20)																		
11658	BENSON	06/11/1953	Active	37	0	0	0	0.00%	33		8		6	R	SC	24+	90+ Days	
11557	BUIES CREEK	01/18/1965	Active(1)	6	0	0	0	0.00%	7		7		4	R	M,SC	24+		
11662	BURGAW	06/02/1964	Active	13	0	0	0	0.00%	13		9	1	None		P,S,T,M,VP SC	7		
78497	CALABASH	03/15/2004	P- Active	0	0	0	0	0.00%	22		6		None		P,S,T,M,VP SC	24+		\$500.00
Exc Award (06/30/2019)																		
11560	CLARKTON	08/17/1950	Active	12	0	0	0	0.00%	15		7			IP	M,SC	24+		
11561	CLINTON	11/08/1935	Active	17	0	0	0	0.00%	18		7				S,T,M,VP,SC	24		
11562	COATS	02/18/1971	Active	18	2	0	2	12.50%	16		3		None		P,T,M,VP,SC	N/R		
11565	DUNN	08/16/1933	Active	5	0	0	0	0.00%	7		9	1	None		P,S,T,M,VP SC	24+		
11566	DUNN MARY STEWART COMMUNITY	06/10/1971	Active	10	0	0	0	0.00%	11		6			N	SC	24+		
11568	ERWIN	06/01/1948	Active	15	0	6	-6	-28.57%	19	11	3				P,M,VP,SC	N/R		\$1,000.00
11665	FAISON	05/30/1939	Cancelled(8*)	0	0	7	-7	-100.00%	0	27	0		None		P,S,T,M,VP SC	24+	90+ Days	
11666	FARMVILLE	11/30/1955	Active	8	0	1	-1	-11.11%	9	17	0		3	R	S,VP,SC	7		
124506	Fayetteville Community	03/30/2015	Active(1)	10	0	1	-1	-9.09%	11	11	0		None		P,T,M,VP,SC	11		
Exc Award (06/30/2016)																		
11573	FAYETTEVILLE MASSEY HILL	10/02/1958	Active	49	4	4	0	0.00%	48	16	0			N	SC	0	90+ Days	\$575.00
11574	GODWIN	12/11/1951	Active	25	8	1	7	38.89%	18	40	0			N	SC	0		




# Club Health Assessment for District 31 N through December 2024

			Status	Membership						Reports					Finance	LCIF		
Club Number	Club Name	Charter Date		Current Member Count	YTD Members Added	YTD Members Dropped	YTD Net Growth	YTD Net Growth%	Member Count 12 Months Ago	Avg. length of service for dropped members	Months Since Last MMR ***	Yrs. Since Last Officer Report	President Rotation	Vice President Reported ****	Months Since Last Activity Report ***	Account Balance	Donations for current Fiscal Year	
			Number of times on status quo within last two years	If below 15 members appears				If net loss is greater than 20% appears			If no report in 3 months appears in	When more than one year appears in	Number of repeat terms		Notes the officers that do not have an active	If no report at 12 months appears in red		
11669	GOLDSBORO DOWNTOWN	03/23/1966	Active	32	1	0	1	3.23%	31		5			N	SC	3		
11667	GOLDSBORO HOST	02/23/1939	Active	9	0	0	0	0.00%	9		6		None		P,S,T,M,VP SC	22		
11671	GREENVILLE HOST	02/13/1939	Active	9	0	0	0	0.00%	10		7		5	R	VP,SC	8		\$100.00
11673	GRIFTON	02/18/1952	Active	13	1	2	-1	-7.14%	15	1	3			N	M	5		
37675	HAMPSTEAD	11/26/1979	Active	8	0	4	-4	-33.33%	11	10	1			N	M,SC	24+		
11674	HANOVER	09/29/1964	Active(1)	5	0	0	0	0.00%	6		9	1	None		P,S,T,M,VP SC	24+		
11676	JACKSONVILLE HOST	03/08/1945	Active	25	3	0	3	13.64%	20		2			N	M,SC	7		
11678	JACKSONVILLE NEW RIVER	01/13/1966	Active	6	0	0	0	0.00%	7		12		5		M,VP,SC	12		
125246	Jones County	06/22/2015	Active(1)	6	0	1	-1	-14.29%	7	11	4		7	R	M,VP,SC	1		
11679	KENANSVILLE	03/14/1945	Active	14	0	0	0	0.00%	14		6			N	S,M,SC	24+		
11681	KINSTON	02/10/1939	Active	35	6	2	4	12.90%	37	14	1		2	N		2		
Exc Award (06/30/2018)																		
11578	LAKE WACCAMAW	01/06/1947	Active	12	1	0	1	9.09%	12		1		2	R	M,VP,SC	24+		
11581	LILLINGTON	04/14/1971	Active	11	0	0	0	0.00%	11		0			N	SC	24+		
11582	LUMBERTON	01/10/1945	Active	18	2	6	-4	-18.18%	22	3	0		3	N	SC	0		
Exc Award (06/30/2018, 06/30/2024)																		
11687	MOUNT OLIVE	03/29/1971	Active	11	0	2	-2	-15.38%	12	31	2		9	R	M,VP,SC	N/R		
11688	NEW BERN	03/27/1945	Active	19	1	0	1	5.56%	16		2		2	R	M,SC	0		
Exc Award (06/30/2018)																		
50797	NEW BERN TWIN RIVERS	06/29/1990	Active	10	0	2	-2	-16.67%	14	8	0			R	SC	4		
11689	OAK ISLAND L C	05/30/1973	Active	9	0	0	0	0.00%	8		6		13		P,M,VP,SC	2		
11585	PEMBROKE	12/08/1961	Active	28	0	0	0	0.00%	28		11		None		P,S,T,M,VP SC	24+		
11690	PIKEVILLE	03/26/1946	Status Quo(2)	12	12	0	12	100.00%	13		5		2		M,VP,SC	24+	90+ Days	
11691	PINE LEVEL	01/16/1950	Active	18	1	4	-3	-14.29%	21	19	2			R	T,M,SC	24+		\$1,000.00
Exc Award (06/30/2016, 06/30/2017)																		
11692	PRINCETON	03/23/1942	Active	13	0	0	0	0.00%	13		6		2		P,T,M,VP,SC	24+		



## Club Health Assessment for District 31 N through December 2024

			Status	Membership							Reports					Finance	LCIF
Club Number	Club Name	Charter Date		Current Member Count	YTD Members Added	YTD Members Dropped	YTD Net Growth	YTD Net Growth%	Member Count 12 Months Ago	Avg. length of service for dropped members	Months Since Last MMR ***	Yrs. Since Last Officer Report	President Rotation	Vice President Reported ****	Months Since Last Activity Report ***	Account Balance	Donations for current Fiscal Year
			Number of times on status quo within last two years	If below 15 members appears				If net loss is greater than 20% appears			If no report in 3 months appears in	When more than one year appears in	Number of repeat terms	Notes the officers that do not have an active	If no report at 12 months appears in red		
11594	ROWLAND	06/02/1939	Cancelled(8*)	0	0	6	-6	-100.00%	6	15	0		None	P,S,T,M,VP SC	24+	90+ Days	
11595	SAINT PAULS	04/16/1951	Active	8	0	0	0	0.00%	9		5		2	R	P,T,M,VP,SC	1	
11695	SELMA	05/18/1945	Active	17	0	0	0	0.00%	18		0			N	M,SC	24+	
11696	SHALLOTTE	01/10/1947	Active	24	1	1	0	0.00%	22	46	1		3	N	M,SC	2	\$1,000.00
11697	SMITHFIELD	06/16/1950	Active	15	0	0	0	0.00%	17		4		2	R	SC	6	
11670	SNOW HILL	09/14/1971	Active	7	0	0	0	0.00%	8		9	1	None		P,S,T,M,VP SC	24+	90+ Days
118955	SOUTHEASTERN NORTH CAROLINA EYECARE	03/19/2013	Active	6	2	2	0	0.00%	6	9	4		None		P,S,T,M,VP SC	N/R	90+ Days
11699	SOUTHPORT	04/10/1945	Active(1)	49	0	0	0	0.00%	49		6			N	SC	24+	
60843	WESTERN HARNETT	06/04/1998	Active	88	3	4	-1	-1.12%	82	3	2		2	R	SC	1	\$1,000.00
	Exc Award (06/30/2023)																
11705	WILMINGTON	05/15/1922	Active	37	1	3	-2	-5.13%	37	36	0			N	SC	0	\$2,550.00
	Exc Award (06/30/2017, 06/30/2018, 06/30/2020)																

Clubs Cancelled Previous Fiscal Year – Clubs Cancelled within last 12 months may be reinstated

Club Number	Club Name	Charter Date	Current Status*	Cancellation Date
102548	MAXTON	06/20/2008	Cancelled(8*)	06/29/2024

Current Total Clubs Count	YTD New Clubs Count	YTD Cancelled Clubs Count	YTD Net Club Gain	Current Total Members Count	YTD Add	YTD Drop	YTD Net Growth	YTD Net Growth %	Member Count 12 Months Ago	Average Member Count Per Club	% of Clubs with less than 20 members	% No MMR in 3 Months	% No Officer Report in 12 Months	% of Clubs with balance 90+ days	Number of Clubs in Status Quo	% Status Quo Clubs in Financial Suspension	Number of Cancelled Clubs	Average Cancelled Club Age	Members Lost Due to Cancellation	% of Clubs Cancelled for Non-Financial Reasons
51	0	2	-2	958	68	66	2	0.21%	957	19	73%	57%	8%	10%	1	100%	2	94	13	-50%

\* - P - Priority Club. Cancellation Reasons: 1-Objectives/conduct, 2-Non-active club, 5-Non-existing club, 6-Disbanding, 7-Merger, 8-Financial Suspension, 9-District/Multiple District Dues.

\*\* - Abbreviation: P-President, S-Secretary, T-Treasurer, M-Member Chairperson, VP-First Vice President, MC-Communications Chairperson, SC-Service Chairperson

\*\*\* - Abbreviation: N/R - Never reported using the Lions Clubs website, N/A - Not applicable, No password registered for the Lions Clubs website.

\*\*\*\* - Abbreviation: N - New, IP - Immediate Past, R - Repeat.



# Club Health Assessment for District 31 S through December 2024

			Status	Membership							Reports					Finance		LCIF
Club Number	Club Name	Charter Date		Current Member Count	YTD Members Added	YTD Members Dropped	YTD Net Growth	YTD Net Growth%	Member Count 12 Months Ago	Avg. length of service for dropped members	Months Since Last MMR ***	Yrs. Since Last Officer Report	President Rotation	Vice President Reported ****	Months Since Last Activity Report ***	Account Balance	Donations for current Fiscal Year	
			Number of times on status quo within last two years	If below 15 members appears				If net loss is greater than 20% appears			If no report in 3 months appears in	When more than one year appears in	Number of repeat terms	Notes the officers that do not have an active	If no report at 12 months appears in red			
Clubs less than two years old																		
154939	East Wake Cyber	06/30/2023	Active	27	2	0	2	8.00%	24		3			VP,SC	3		\$50.00	
Exc Award (06/30/2024)																		
Clubs more than two years old																		
11608	APEX	10/07/1937	Active	35	1	1	0	0.00%	38	53	2			N	3			
Exc Award (06/30/2017, 06/30/2022)																		
146343	Bunn CERT	05/28/2021	Cancelled(8*)	0	0	19	-19	-100.00%	19	4	21	1	None	P,S,T,M,VP SC	N/A	90+ Days		
11614	CARY	09/04/1956	Active	13	1	1	0	0.00%	14	11	4			M,VP,SC	6	90+ Days		
11717	COLUMBIA	08/25/1969	Active	10	0	0	0	0.00%	10		4		6	M,VP,SC	19			
11719	EDENTON	01/21/1937	Active	35	0	0	0	0.00%	39		7			N SC	24+		\$2,500.00	
31798	ELIZABETH CITY RIVER CITY	03/03/1976	Active	12	0	0	0	0.00%	9		7	1	None	P,S,T,M,VP SC	24+			
31745	FIRST FLIGHT	02/20/1976	Active	21	6	5	1	5.00%	20	1	2		3	N SC	24+			
Exc Award (06/30/2018)																		
11624	FRANKLINTON	07/22/1938	Active	11	0	0	0	0.00%	11		9		None	P,S,T,M,VP SC	24+			
11625	FUQUAY VARINA	01/24/1941	Active	29	1	3	-2	-6.45%	32	11	1			N M,SC	3			
11626	GARNER	03/03/1944	Active	24	3	0	3	14.29%	22		3			N P,SC	11			
31546	GATES COUNTY	01/12/1976	Active	12	0	1	-1	-7.69%	12	4	0		4	N	2			
Exc Award (06/30/2024)																		
11629	HENDERSON	09/16/1929	Active(1)	4	0	3	-3	-42.86%	7	13	0			M,VP,SC	4			
11724	HERTFORD	04/04/1939	Active	9	0	0	0	0.00%	9		41	3	None	P,S,T,M,VP SC	N/R	90+ Days		
11725	JACKSON	04/17/1945	Active	9	0	0	0	0.00%	8		6		None	P,S,T,M,VP SC	8			
11631	KNIGHTDALE	05/02/1961	Active(1)	6	0	0	0	0.00%	6		13	3	None	P,S,T,M,VP SC	N/R			
41974	LAKE GASTON	11/22/1982	Active	75	2	5	-3	-3.85%	74	10	2			N SC	2			
Exc Award (06/30/2016, 06/30/2023, 06/30/2024)																		
11632	LITTLETON	12/10/1936	Active	25	0	1	-1	-3.85%	27	2	4			IP M,SC	5			
11633	LOUISBURG	01/16/1942	Active	9	0	4	-4	-30.77%	12	7	1			N M,SC	0			



# Club Health Assessment for District 31 S through December 2024

			Status	Membership							Reports					Finance		LCIF	
Club Number	Club Name	Charter Date		Current Member Count	YTD Members Added	YTD Members Dropped	YTD Net Growth	YTD Net Growth%	Member Count 12 Months Ago	Avg. length of service for dropped members	Months Since Last MMR ***	Yrs. Since Last Officer Report	President Rotation	Vice President Reported ****	Months Since Last Activity Report ***	Account Balance	Donations for current Fiscal Year		
			Number of times on status quo within last two years	If below 15 members appears				If net loss is greater than 20% appears			If no report in 3 months appears in	When more than one year appears in	Number of repeat terms	Notes the officers that do not have an active	If no report at 12 months appears in red				
82964	LOWER CURRITUCK	06/30/2004	Active(1)	6	0	0	0	0.00%	6		18	1	None	P,S,T,M,VP SC	24+	90+ Days	\$1,000.00		
117333	LUCAMA	06/29/2012	Cancelled(8*)	0	0	8	-8	-100.00%	0	12	5		None	P,S,T,M,VP SC	24+				
11727	MANTEO	01/30/1950	Active	14	0	0	0	0.00%	15		3		3	M,VP,SC	14				
40510	NAGS HEAD	11/17/1981	Active	1	0	0	0	0.00%	1		5		6	M,VP,SC	22				
11730	NASHVILLE	11/17/1938	Active	13	0	5	-5	-27.78%	18	11	0		IP	T,M,SC	24+				
11639	PILOT L C	03/26/1973	Active	28	0	0	0	0.00%	27		9		3	N	M,VP,SC			0	
11642	RALEIGH DOWNTOWN	08/21/1972	Active	20	1	2	-1	-4.76%	20	5	2		2	R	M,SC			N/R	
11643	RALEIGH HOST	05/12/1922	Active	46	3	2	1	2.22%	48	18	0			N	SC			0	
11635	RALEIGH NORTH RALEIGH	06/26/1953	Active	23	1	2	-1	-4.17%	32	8	0			R				0	
Exc Award (06/30/2017, 06/30/2019, 06/30/20																			
46636	RALEIGH SOUTHEAST	11/13/1986	Active(2)	14	0	0	0	0.00%	14		0		7	S,T,M,VP,SC	24+	90+ Days	\$150.00		
66303	ROCKY HOCK	06/25/2002	Active	18	1	0	1	5.88%	18		4			N	M			0	
11736	ROCKY MOUNT EVENING	03/24/1939	Active	7	0	0	0	0.00%	7		8		7	R				2	
11738	SARATOGA	09/09/1949	Active(1)	6	0	0	0	0.00%	0		6		3	P,M,VP,SC	N/R				
11739	SCOTLAND NECK	04/27/1945	Status Quo(3)	3	0	3	-3	-50.00%	6	1	4			T,M,VP,SC	24+				
11740	SEABOARD	10/24/1938	Active	35	2	2	0	0.00%	34	3	2			R	SC			0	
11743	TARBORO	11/26/1941	Active	10	0	0	0	0.00%	8		8		3	R	P,T,M,VP,SC			3	
103392	WAKE FOREST	09/03/2008	Active	19	0	2	-2	-9.52%	20	2	3		2	R	SC			0	
Exc Award (06/30/2022, 06/30/2024)																			
38043	WANCHESE	02/12/1980	Active(1)	11	0	0	0	0.00%	11		4			P,T,M,VP,SC	24+			\$500.00	
11653	WARRENTON	01/27/1936	Active	21	0	0	0	0.00%	21		5		4	R	M,SC	9			
11745	WEEKSVILLE	03/19/1951	Active	42	0	1	-1	-2.33%	43	49	3			N	M,SC	0			
11654	WENDELL	02/09/1950	Active	28	1	4	-3	-9.68%	31	15	2			N	M,SC	0			
Exc Award (06/30/2024)																			
11747	WHITAKERS	08/05/1947	Active	10	0	1	-1	-9.09%	11	33	4			R		24+	\$50.00		
33666	WHITE LEVEL L C	04/21/1977	Active	3	0	1	-1	-25.00%	5	47	4		None	P,S,T,M,VP SC	24+				



## Club Health Assessment for District 31 S through December 2024

			Status	Membership							Reports					Finance	LCIF
Club Number	Club Name	Charter Date		Current Member Count	YTD Members Added	YTD Members Dropped	YTD Net Growth	YTD Net Growth%	Member Count 12 Months Ago	Avg. length of service for dropped members	Months Since Last MMR ***	Yrs. Since Last Officer Report	President Rotation	Vice President Reported ****	Months Since Last Activity Report ***	Account Balance	Donations for current Fiscal Year
			Number of times on status quo within last two years	If below 15 members appears				If net loss is greater than 20% appears			If no report in 3 months appears in	When more than one year appears in	Number of repeat terms	Notes the officers that do not have an active	If no report at 12 months appears in red		
11748	WILLIAMSTON	03/11/1937	Active(1)	16	0	0	0	0.00%	14		10	1	None	P,S,T,M,VP SC	24+		
11749	WILSON	09/22/1922	Active	28	1	2	-1	-3.45%	29	7	1			N	3		
	Exc Award (06/30/2024)																
11750	WILSON LUNCHEON	02/16/1972	Active	13	0	0	0	0.00%	16		4	1	None	P,S,T,M,VP SC	20		
11656	ZEBULON	10/31/1949	Active	25	0	1	-1	-3.85%	24	2	1		None	P,T,M,VP,SC	0		\$2,000.00
	Exc Award (06/30/2017, 06/30/2024)																

Clubs Cancelled Previous Fiscal Year – Clubs Cancelled within last 12 months may be reinstated

Club Number	Club Name	Charter Date	Current Status*	Cancellation Date
38962	CURRITUCK	10/20/1980	Cancelled(8*)	06/29/2024

Current Total Clubs Count	YTD New Clubs Count	YTD Cancelled Clubs Count	YTD Net Club Gain	Current Total Members Count	YTD Add	YTD Drop	YTD Net Growth	YTD Net Growth %	Member Count 12 Months Ago	Average Member Count Per Club	% of Clubs with less than 20 members	% No MMR in 3 Months	% No Officer Report in 12 Months	% of Clubs with balance 90+ days	Number of Clubs in Status Quo	% Status Quo Clubs in Financial Suspension	Number of Cancelled Clubs	Average Cancelled Club Age	Members Lost Due to Cancellation	% of Clubs Cancelled for Non-Financial Reasons
44	0	2	-2	826	26	79	-53	-6.03%	872	19	59%	64%	14%	7%	1	100%	2	30	27	-50%

\* - P - Priority Club. Cancellation Reasons: 1-Objectives/conduct, 2-Non-active club, 5-Non-existing club, 6-Disbanding, 7-Merger, 8-Financial Suspension, 9-District/Multiple District Dues.

\*\* - Abbreviation: P-President, S-Secretary, T-Treasurer, M-Member Chairperson, VP-First Vice President, MC-Communications Chairperson, SC-Service Chairperson

\*\*\* - Abbreviation: N/R - Never reported using the Lions Clubs website, N/A - Not applicable, No password registered for the Lions Clubs website.

\*\*\*\* - Abbreviation: N - New, IP - Immediate Past, R - Repeat.